

# ELECTRICAL DESIGN GROUP

ELECTRICAL BUILDING SERVICES CONSULTANTS

P.O. Box 15, SHERWOOD Q. 4075

Phone: (07) 3278 4375 Fax: (07) 3716 0222

Web Site: [www.edg.net.au](http://www.edg.net.au) Email: [brisbane@edg.net.au](mailto:brisbane@edg.net.au)


C3396a - LLEWELLYN MOTORS SPRINGFIELD - LOT 34

C3396a-0002(D).xls

## ELECTRICAL EQUIPMENT SCHEDULE

REVISION D - 24 FEBRUARY 2025

THE EQUIPMENT SUPPLIER CONTACT DETAILS MAY BE AVAILABLE ON THE EDG WEBSITE VIA THE FOLLOWING LINK <a href="http://www.edg.net.au/links.html">www.edg.net.au/links.html</a>					
TYPE	LAMPS	DESCRIPTION	COLOUR / ACCESSORY	CATALOGUE No	REV
L1		A SINGLE HORIZONTAL RUN UNDER THE OVERHEAD CUPBOARDS HARD AGAINST THE SPLASHBACK LED STRIP LIGHT 4000K WHITE LEDS AT 12MM SPACING WITH REMOTE CONTROL GEAR. THE SUPPLIER IS TO CUT / JOIN THE LED STRIPS TO SUIT THE SITE DIMENSIONS. DO NOT CUT THE LED STRIPS ON SITE SCREW FIX THE ALUMINIUM SUPPORT IN PLACE.		NEON PRODUCTS AUSTRALIA LF-DFB-NW-300-12 + PR-LIN172153-F	A
L2	34W 4000K LED	600 X 600 LAY IN FLAT PLATE LED FITTING C/W REMOTE DRIVER MOUNTED IN THE CEILING T BAR	WHITE TRIM	GAMMA ILLUMINATION AXIS 1548-4K-34W	A
L3	34W 4000K LED	600 X 600 LAY IN FLAT PLATE LED FITTING C/W REMOTE DRIVER AND A RECESS KIT	WHITE TRIM	GAMMA ILLUMINATION AXIS 1548-4K-34W + RECESS KIT	A
L4	13W 3000K LED	AMENITY RECESSED DOWNLIGHT C/W REMOTE DRIVER	WHITE	GAMMA ILLUMINATION MYLO 1004-WFL-4K-13W	A
L5	22W 4000K LED	RECESSED 62 DEG DOWNLIGHT C/W REMOTE DRIVER	WHITE	GAMMA ILLUMINATION COBALT 1441-4K-22W	A
L6	60W 4000K LED	RECESSED 54 DEG DOWNLIGHT C/W REMOTE DRIVER	WHITE	GAMMA ILLUMINATION COBALT 1444-4K-60W	A
L7	36W 4000K LED	RECESSED 62 DEG DOWNLIGHT C/W REMOTE DRIVER	WHITE	GAMMA ILLUMINATION COBALT 1441-4K-36W	A
L8	28W 4000K LED	RECESSED 41 DEG DOWNLIGHT C/W REMOTE DRIVER	WHITE	GAMMA ILLUMINATION COBALT 1442-4K-28W	A
L9	22W 4000K LED	RECESSED 41 DEG DOWNLIGHT C/W REMOTE DRIVER	WHITE	GAMMA ILLUMINATION COBALT 1402-4K-22W	A
L10	150W 4000K LED	T SUSPENDED HIGH BAY C/W INTEGRAL DRIVER SUSPEND AS HIGH AS PRACTICAL	BLACK	GAMMA ILLUMINATION ORBIT 881483-4K-WFL	A
L11	45W LED 4000K	1200 LONG IP65 DIFFUSED BATTEN C/W INTEGRAL ELECTRONIC CONTROL GEAR AND A NON MAINTAINED AS2293 EMERGENCY PACK SUSPENDED / SURFACE MOUNTED AS REQUIRED. THE L11 FITTINGS ARE NOT SWITCHED AND ARE TO ONLY OPERATE UPON POWER SUPPLY FAILURE IN ACCORDANCE WITH AS2293	NA	GAMMA ILLUMINATION STORM 1311-4K	A
L12	180W 5000K LED	SURFACE MOUNTED IP 65 CARPARK ENTRY LIGHT C/W INTEGRAL DIMMABLE DRIVER AND ILLUMINATION LEVEL / MOVEMENT SENSOR. PROVIDE THE L12 FITTINGS WITH AN enLIGHTEN CECS CONTROLLER.	BLACK	EQUAL TO enLIGHTEN TAURO BLACK TB180D-57-S1-CECS	A



# ELECTRICAL DESIGN GROUP

ELECTRICAL BUILDING SERVICES CONSULTANTS

P.O. Box 15, SHERWOOD Q. 4075

Phone: (07) 3278 4375 Fax: (07) 3716 0222

Web Site: [www.edg.net.au](http://www.edg.net.au) Email: [brisbane@edg.net.au](mailto:brisbane@edg.net.au)


C3396a - LLEWELLYN MOTORS SPRINGFIELD - LOT 34

C3396a-0002(D).xls

## ELECTRICAL EQUIPMENT SCHEDULE

REVISION D - 24 FEBRUARY 2025

THE EQUIPMENT SUPPLIER CONTACT DETAILS MAY BE AVAILABLE ON THE EDG WEBSITE VIA THE FOLLOWING LINK <a href="http://www.edg.net.au/links.html">www.edg.net.au/links.html</a>					
TYPE	LAMPS	DESCRIPTION	COLOUR / ACCESSORY	CATALOGUE No	REV
L13	2250LUMEN/M 4000K LED	3800 LONG RECESSED EXTRUSION C/W INTEGRAL DRIVER	WHITE	KLIK SYSTEMS KALLI 060 BEAM DR	A
L14	36W LED 4000K	1200 LONG SURFACE MOUNTED IP65 DIFFUSED BATTEN C/W INTEGRAL ELECTRONIC CONTROL GEAR AND PRESENCE DETECTION SENSOR	LIGHT GREY	GAMMA ILLUMINATION STORM 1558-CCT-36W-MS	A
L15	36W LED 4000K	1200 LONG SURFACE MOUNTED IP65 DIFFUSED BATTEN C/W INTEGRAL ELECTRONIC CONTROL GEAR	LIGHT GREY	GAMMA ILLUMINATION STORM 1558-CCT-36W	A
L16	50W 4000K LED	WALL MOUNTED CARPARK LIGHT C/W INTEGRAL DRIVER	BLACK FITTING	MELEC ML-ROX-50-4K-PE-BK	A
L17	50W 4000K LED	9M POLE AND CARPARK LIGHT C/W INTEGRAL DRIVER ALL 240 VOLT CABLING TO THE POLES ARE TO BE RUN IN CONDUITS AT LEAST 50MM TO FACILITATE FUTURE POWER CABLING. ALL CONDUITS ARE TO HAVE A SPARE DRAW WIRE AND BE SHOWN ON THE AS CONSTRUCTED DOCUMENTS.	BLACK FITTING BLACK POLE	MELEC ML-ROX-50-4K-PE-BK	C
L18	150W 4000K LED	9M POLE AND CARPARK LIGHT C/W INTEGRAL DRIVER ALL 240 VOLT CABLING TO THE POLES ARE TO BE RUN IN CONDUITS AT LEAST 50MM TO FACILITATE FUTURE POWER CABLING. ALL CONDUITS ARE TO HAVE A SPARE DRAW WIRE AND BE SHOWN ON THE AS CONSTRUCTED DOCUMENTS.	BLACK FITTING BLACK POLE	MELEC ML-ROX-150-4K-PE-BK	C
L19	200W 4000K LED	SUSPENDED HIGH BAY C/W INTEGRAL DRIVER SUSPEND AS HIGH AS PRACTICAL	BLACK	GAMMA ILLUMINATION ORBIT 881503-4K-WFL	C
L23	100W 4000K LED	9M POLE AND CARPARK LIGHT C/W INTEGRAL DRIVER . ALL 240 VOLT CABLING TO THE POLES ARE TO BE RUN IN CONDUITS AT LEAST 50MM TO FACILITATE FUTURE POWER CABLING. ALL CONDUITS ARE TO HAVE A SPARE DRAW WIRE AND BE SHOWN ON THE AS CONSTRUCTED DOCUMENTS.	BLACK FITTING BLACK POLE	MELEC ML-ROX-100-4K-PE-BK	C



# ELECTRICAL DESIGN GROUP

ELECTRICAL BUILDING SERVICES CONSULTANTS

P.O. Box 15, SHERWOOD Q. 4075

Phone: (07) 3278 4375 Fax: (07) 3716 0222

Web Site: [www.edg.net.au](http://www.edg.net.au) Email: [brisbane@edg.net.au](mailto:brisbane@edg.net.au)


C3396a - LLEWELLYN MOTORS SPRINGFIELD - LOT 34

C3396a-0002(D).xls

## ELECTRICAL EQUIPMENT SCHEDULE

REVISION D - 24 FEBRUARY 2025

THE EQUIPMENT SUPPLIER CONTACT DETAILS MAY BE AVAILABLE ON THE EDG WEBSITE VIA THE FOLLOWING LINK <a href="http://www.edg.net.au/links.html">www.edg.net.au/links.html</a>					
TYPE	LAMPS	DESCRIPTION	COLOUR / ACCESSORY	CATALOGUE No	REV
L24	2 X 50W 4000K LED	9M POLE AND TWO CARPARK LIGHTS C/W INTEGRAL DRIVER. ALL 240 VOLT CABLING TO THE POLES ARE TO BE RUN IN CONDUITS AT LEAST 50MM TO FACILITATE FUTURE POWER CABLING. ALL CONDUITS ARE TO HAVE A SPARE DRAW WIRE AND BE SHOWN ON THE AS CONSTRUCTED DOCUMENTS.	BLACK FITTINGS BLACK POLE	2 X MELEC ML-ROX-50-4K-PE-BK	C
E1	LED	EMERGENCY LIGHT: RECESSED NON-MAINTAINED EMERGENCY LIGHT. AS2293 CLASSIFICATION C0-D63 - C90-D63.	WHITE	CLEVERTRONICS LLIFE	A
EX BOH	LED	BACK OF HOUSE EXIT LIGHT: MAINTAINED 24M VIEWING DISTANCE EXIT LIGHT C/W DIFFUSERS & DIRECTIONAL ARROWS AS SHOWN. CEILING OR WALL MOUNT BETWEEN 2100mm & 2700mm AFFL IF THERE IS NO VERTICAL SURFACE TO MOUNT THE FITTING ON WITHIN THIS RANGE CONFIRM THE MOUNTING HEIGHT WITH THE ENGINEER. AS2293 CLASSIFICATION C0-D1.25- C90-D2	WHITE	CLEVERTRONICS LCFLED	A
EX FOH	LED	FRONT OF HOUSE EXIT LIGHT: MAINTAINED 24M VIEWING DISTANCE EXIT LIGHT C/W DIFFUSERS & DIRECTIONAL ARROWS AS SHOWN. CEILING SURFACE MOUNT OR WALL MOUNT BETWEEN 2100mm & 2700mm AFFL IF THERE IS NO VERTICAL SURFACE TO MOUNT THE FITTING ON WITHIN THIS RANGE CONFIRM THE MOUNTING HEIGHT WITH THE ENGINEER. AS2293 CLASSIFICATION C0-D1.25- C90-D2	WHITE	CLEVERTRONICS LUBPRO-SM	A
EX WP	LED	EXIT LIGHT: MAINTAINED WEATHER PROOF 24M VIEWING DISTANCE EXIT LIGHT C/W DIFFUSERS & DIRECTIONAL ARROWS AS SHOWN. CEILING OR WALL MOUNT BETWEEN 2100mm & 2700mm AFFL IF THERE IS NO VERTICAL SURFACE TO MOUNT THE FITTING ON WITHIN THIS RANGE CONFIRM THE MOUNTING HEIGHT WITH THE ENGINEER. AS2293 CLASSIFICATION C0-D1.25- C90-D2	WHITE	CLEVERTRONICS LWELED	A
EMERGENCY PACK		LIGHT FITTINGS THAT ARE DESIGNATED AS BEING PROVIDED WITH AN EMERGENCY PACK ARE TO BE PROVIDED WITH AN INTEGRAL AS2293 EMERGENCY PACK. THE FITTINGS ARE TO BE NON MAINTAINED WITH ALL LAMPS SWITCHED AS PER THE LIGHTING CONTROL FOR THAT SPACE UNLESS NOTED OTHERWISE. REFER TO THE SPECIFICATION FOR FURTHER DETAILS OF THE CONFIGURATION AND SWITCHING OF EMERGENCY LIGHTS.			A
ONE-WAY LIGHT SWITCH		ONE-WAY LIGHT SWITCH C/W CIRCUIT IDENTIFICATION ON THE FACEPLATE BEHIND THE SURROUND MOUNTED AT 1000mm AFFL UNLESS NOTED OTHERWISE.	WHITE	CLIPSAL C2000 SERIES 30USM	A



# ELECTRICAL DESIGN GROUP

ELECTRICAL BUILDING SERVICES CONSULTANTS

P.O. Box 15, SHERWOOD Q. 4075

Phone: (07) 3278 4375 Fax: (07) 3716 0222

Web Site: [www.edg.net.au](http://www.edg.net.au) Email: [brisbane@edg.net.au](mailto:brisbane@edg.net.au)


C3396a - LLEWELLYN MOTORS SPRINGFIELD - LOT 34

C3396a-0002(D).xls

## ELECTRICAL EQUIPMENT SCHEDULE

REVISION D - 24 FEBRUARY 2025

THE EQUIPMENT SUPPLIER CONTACT DETAILS MAY BE AVAILABLE ON THE EDG WEBSITE VIA THE FOLLOWING LINK <a href="http://www.edg.net.au/links.html">www.edg.net.au/links.html</a>					
TYPE	LAMPS	DESCRIPTION	COLOUR / ACCESSORY	CATALOGUE No	REV
TWO-WAY LIGHT SWITCH		TWO-WAY LIGHT SWITCH C/W CIRCUIT IDENTIFICATION ON THE FACEPLATE BEHIND THE SURROUND MOUNTED AT 1100mm AFFL UNLESS NOTED OTHERWISE.	WHITE	CLIPSAL C2000 SERIES 30USM	A
PROXIMITY DETECTOR SWITCH (PD)		ADJUSTABLE FLUSH RECESSED 360 DEGREE PIR PRESENCE DETECTOR TO OPERATE THE ASSOCIATED LIGHTS FOR A PRE-SET AMOUNT OF TIME. ADJUST THE TIME AND SENSITIVITY ON SITE AS DIRECTED BY THE ENGINEER. SUBMIT DETAILS OF THE MOVEMENT DETECTOR SWITCH FOR APPROVAL PRIOR TO ORDERING	WHITE	CLIPSAL	D
SWITCH PANEL (SPA1)		CONTROL SWITCH PANEL TO BE PROVIDED AS PER THE CONTROL SCHEMATIC ENGRAVE THE USE OF EACH SWITCH WITH BLACK TEXT	STAINLESS STEEL	CLIPSAL B SERIES 30USM	A
SWITCH PANEL (SPA2)		CONTROL SWITCH PANEL TO BE PROVIDED AS PER THE CONTROL SCHEMATIC ENGRAVE THE USE OF EACH SWITCH WITH BLACK TEXT	STAINLESS STEEL	CLIPSAL B SERIES 30USM	A
SWITCH PANEL (SPA3)		CONTROL SWITCH PANEL TO BE PROVIDED AS PER THE CONTROL SCHEMATIC ENGRAVE THE USE OF EACH SWITCH WITH BLACK TEXT	STAINLESS STEEL	CLIPSAL B SERIES 30USM	A
SPECIAL PURPOSE POWER OUTLET		SPECIAL PURPOSE POWER OUTLET. MOUNT AT 300mm AFFL U.N.O. RATING 10A U.N.O. SIZE AND TYPE AS NOTED	-	-	B
SINGLE POWER OUTLET SUSPENDED (SUS)		SINGLE 10A POWER OUTLET SUSPENDED TO 1600 AFFL UNLESS NOTED OTHERWISE VIA A 3MM STAINLESS STEEL WIRE ROPE.	WHITE	CLIPSAL SS15	B
SINGLE POWER OUTLET		SINGLE POWER OUTLET C/W CIRCUIT IDENTIFICATION ON THE FACEPLATE BEHIND THE SURROUND MOUNT AT 300 AFFL U.N.O.	WHITE	CLIPSAL C2000 SERIES	A
DOUBLE POWER OUTLET		DOUBLE POWER OUTLET C/W CIRCUIT IDENTIFICATION ON THE FACEPLATE BEHIND THE SURROUND MOUNT AT 300 AFFL U.N.O.	WHITE	CLIPSAL C2000 SERIES	A
DOUBLE POWER OUTLET (USB)		DOUBLE POWER OUTLET C/W USB CHARGER AND CIRCUIT IDENTIFICATION ON THE FACEPLATE BEHIND THE SURROUND MOUNT AT 300mm AFFL U.N.O. RATING 10A U.N.O.	WHITE	CLIPSAL 2000 SERIES + 30USBCM MECH	A
SINGLE POWER OUTLET FOR THE AUTO DOOR (AD)		SINGLE 10 AMP POWER OUTLET C/W CIRCUIT IDENTIFICATION ON THE FACEPLATE BEHIND THE SURROUND MOUNTED WITHIN THE AUTO DOOR MULLION	WHITE	CLIPSAL C2000 SERIES	A



# ELECTRICAL DESIGN GROUP

ELECTRICAL BUILDING SERVICES CONSULTANTS

P.O. Box 15, SHERWOOD Q. 4075

Phone: (07) 3278 4375 Fax: (07) 3716 0222

Web Site: [www.edg.net.au](http://www.edg.net.au) Email: [brisbane@edg.net.au](mailto:brisbane@edg.net.au)


C3396a - LLEWELLYN MOTORS SPRINGFIELD - LOT 34

C3396a-0002(D).xls

## ELECTRICAL EQUIPMENT SCHEDULE

REVISION D - 24 FEBRUARY 2025

THE EQUIPMENT SUPPLIER CONTACT DETAILS MAY BE AVAILABLE ON THE EDG WEBSITE VIA THE FOLLOWING LINK <a href="http://www.edg.net.au/links.html">www.edg.net.au/links.html</a>					
TYPE	LAMPS	DESCRIPTION	COLOUR / ACCESSORY	CATALOGUE No	REV
WEATHERPROOF POWER OUTLET (WP)		IP54 WEATHERPROOF SINGLE / DOUBLE POWER OUTLET AS NOTED ON DRAWING C/W COVER FLAP OVER SOCKET. MOUNT AT MINIMUM 1100mm AFFL U.N.O. RATING 10A U.N.O.	-	CLIPSAL WSCF227F	A
HAND DRYER CONNECTION (HD)		SINGLE POWER OUTLET C/W CIRCUIT IDENTIFICATION ON THE FACEPLATE BEHIND THE SURROUND FOR THE HAND DRYER MOUNT THE GPO AS PER THE HD DETAIL	WHITE UNLESS NOTED AS BLACK (BK)	CLIPSAL C2000 SERIES	A
SIGN CONNECTION		COORDINATE THE LOCATION AND CONNECTION WITH THE SIGN CONTRACTOR ENSURING THE GPO / ISOLATORS ARE PROVIDED WITH APPROPRIATE WEATHER PROTECTION AND ARE CONCEALED FROM VIEW.			A
SINGLE-PHASE ISOLATOR		SINGLE-PHASE WEATHERPROOF ISOLATOR. MOUNT AT 1350mm AFFL U.N.O. RATING 20A U.N.O. CONNECT TO EQUIPMENT VIA FLEXIBLE CONDUIT.	-	CLIPSAL WHT20	A
THREE-PHASE ISOLATOR		THREE-PHASE WEATHERPROOF ISOLATOR. MOUNT AT 1350mm AFFL U.N.O. RATING 20A U.N.O. CONNECT TO EQUIPMENT VIA FLEXIBLE CONDUIT. "RSD" DENOTES ROLLER SHUTTER DOOR SUPPLY - COORDINATE LOCATION ONSITE WITH MOTOR. "DOOR" DENOTES TILT DOOR SUPPLY - COORDINATE LOCATION ONSITE WITH MOTOR.	-	CLIPSAL WHT35	A
FLOOR BOX TYPE 1 (FB1)		INSITU FLUSH FLOOR BOX C/W A DOUBLE GPOS+ FACILITY FOR A COMMUNICATIONS OUTLETS FACEPLATE . PROVIDE A 32 DIA CONDUIT C/W A SPARE DRAW WIRE FROM THE REAR OF THE COMMUNICATIONS FACEPLATE TO THE CEILING SPACE ABOVE THE COMMUNICATIONS RACK CR-A. PROVIDE THE GPOS AS PER THE STANDARD DESCRIPTIONS.	STAINLESS STEEL	ECD FB2SHD	D
FLOOR BOX TYPE 2 (FB2)		INSITU FLUSH FLOOR BOX C/W A DOUBLE GPOS + FACILITY FOR A COMMUNICATIONS FACEPLATE . PROVIDE A 32 DIA CONDUIT C/W A SPARE DRAW WIRE FROM THE REAR OF THE COMMUNICATIONS FACEPLATE TO THE CEILING SPACE ABOVE THE COMMUNICATIONS RACK CR-A. PROVIDE THE GPOS AS PER THE STANDARD DESCRIPTIONS.	STAINLESS STEEL	ECD FB2SHD	D
FLOOR BOX TYPE 3 (FB3)		INSITU FLUSH FLOOR BOX C/W A DOUBLE GPOS + FACILITY FOR A COMMUNICATIONS FACEPLATE . PROVIDE A 32 DIA CONDUIT C/W A SPARE DRAW WIRE FROM THE REAR OF THE COMMUNICATIONS FACEPLATE TO THE CEILING SPACE ABOVE THE COMMUNICATIONS RACK CR-S. PROVIDE THE GPOS AS PER THE STANDARD DESCRIPTIONS.	STAINLESS STEEL	ECD FB2SHD	D
EV CHARGER (EVx)		CONNECT THE SUBMAIN TO THE EV CHARGER AS PER THE EV CHARGER INSTRUCTIONS			A



# ELECTRICAL DESIGN GROUP

ELECTRICAL BUILDING SERVICES CONSULTANTS

P.O. Box 15, SHERWOOD Q. 4075

Phone: (07) 3278 4375 Fax: (07) 3716 0222

Web Site: [www.edg.net.au](http://www.edg.net.au) Email: [brisbane@edg.net.au](mailto:brisbane@edg.net.au)


C3396a - LLEWELLYN MOTORS SPRINGFIELD - LOT 34

C3396a-0002(D).xls

## ELECTRICAL EQUIPMENT SCHEDULE

REVISION D - 24 FEBRUARY 2025

THE EQUIPMENT SUPPLIER CONTACT DETAILS MAY BE AVAILABLE ON THE EDG WEBSITE VIA THE FOLLOWING LINK <a href="http://www.edg.net.au/links.html">www.edg.net.au/links.html</a>					
TYPE	LAMPS	DESCRIPTION	COLOUR / ACCESSORY	CATALOGUE No	REV
NBN PREMISE CONNECTION DEVICE (PCD)		NBN COMPLIANT PREMISES CONNECTION DEVICE AS PER THE PCD DETAIL TO BE CONNECTED TO THE NTD VIA AN NBN COMPLIANT DROP CONDUIT. CONNECT THE PCD TO THE TELSTRA PIT VIA AN NBN COMPLIANT LEAD-IN CONDUIT.			A
NBN NETWORK TERMINATION UNIT (NTD)		NBN COMPLIANT NETWORK TERMINATION UNIT TO BE PROVIDED IN ACCORDANCE WITH THE NBN REQUIREMENTS. CONNECT THE NBN NTD TO A DEDICATED PATCH PANEL WITHIN THE COMMUNICATIONS RACK VIA TWO CONCEALED CAT 6 RJ45 CABLES. THESE NTD CONNECTION CABLES ARE TO BE A DIFFERENT COLOUR TO THE REMAINING COMMUNICATIONS CABLES.			A
CAT 6 COMMUNICATIONS OUTLET		COMMUNICATIONS OUTLET BY THE TENANTS COMMUNICATIONS SPECIALIST.			D
COMMUNICATIONS RACK CR-B		COMMUNICATIONS RACK BY THE TENANTS COMMUNICATIONS SPECIALIST.			D
PIT A		PROVIDE PIT A AS PLASTIC PIT 450 X 450 INTERNALLY WITH A CLASS D LID WITH THE PIT LID FRAME CAST INTO THE CONCRETE DRIVE WAY. DRAIN THE PIT TO STORMWATER.			D
PIT B		PROVIDE PIT B AS PLASTIC PIT 450 X 450 INTERNALLY WITH A CLASS C LID WITH THE PIT LID FRAME CAST INTO THE CONCRETE DRIVE WAY. DRAIN THE PIT TO STORMWATER.			C
DB-A		BUILDING B DISTRIBUTION BOARD DB-A AS PER THE DB-B SCHEDULE AND NOTES. PROVIDE A SHOP DRAWING OF DB-B FOR APPROVAL.			A
MSB-A		BUILDING A MAIN SWITCHBOARD AS PER THE POWER SCHEMATIC AND THE NOTES. PROVIDE A SHOP DRAWING OF THE MAIN SWITCHBOARD FOR APPROVAL.			A
REVENUE METER (KWH)		NEM CODE COMPLIANT CT RETAIL METER INCLUDING ALL ASSOCIATED COMPONENTS			A
METERING TEST BLOCK METER (MTB)		QECM V4 COMPLIANT METERING TEST BLOCK INCLUDING ALL ASSOCIATED COMPONENTS			A
NETWORK DEVICE (ND)		NO LONGER REQUIRED			C
DEMAND METER (DM)		ELECTRIC VEHICLE CHARGING DEMAND MANAGEMENT SYSTEM CURRENT TRANSFORMER			C
ELECTRIC VEHICLE CHAGING ISOLATION SWITCH (CIS)		ELECTRIC VEHICLE CHAGING ISOLATION SWITCH PUSH BUTTON WIRED TO THE EV CHARGER SUPPLY CIRCUIT BREAKER SHUNT TRIP TO ISOLATE THE POWER TO THE ELECTRIC VEHICLE CHARGERS. MOUNTED AT 1800mm AFFL UNLESS NOTED OTHERWISE. PROVIDE COLOURED ENGRAVED TEXT AS PER HTE CIS ELEVATION.	WHITE	CLIPSAL C2000 SERIES 30USM	C



# ELECTRICAL DESIGN GROUP

ELECTRICAL BUILDING SERVICES CONSULTANTS

P.O. Box 15, SHERWOOD Q. 4075

Phone: (07) 3278 4375 Fax: (07) 3716 0222

Web Site: [www.edg.net.au](http://www.edg.net.au) Email: [brisbane@edg.net.au](mailto:brisbane@edg.net.au)

C3396a - LLEWELLYN MOTORS SPRINGFIELD - LOT 34

C3396a-0002(D).xls

## ELECTRICAL EQUIPMENT SCHEDULE

REVISION D - 24 FEBRUARY 2025

THE EQUIPMENT SUPPLIER CONTACT DETAILS MAY BE AVAILABLE ON THE EDG WEBSITE VIA THE FOLLOWING LINK <a href="http://www.edg.net.au/links.html">www.edg.net.au/links.html</a>					
TYPE	LAMPS	DESCRIPTION	COLOUR / ACCESSORY	CATALOGUE No	REV
CONTACTOR (Cx)		EV CONTROL LOAD BREAK CONTACTOR RATED ABOVE THE CIRCUIT BREAKER FAME SIZE			A
GENERATION SIGNALLING DEVICE (GSD)		QECM V4 COMPLIANT GENERATION SIGNALLING DEVICE INCLUDING ALL ASSOCIATED COMPONENTS			A
DEMAND RESPONSE SITE CONTROLLER (DRSC)		QECM V4 COMPLIANT DEMAND RESPONSE SITE CONTROLLER INCLUDING ALL ASSOCIATED COMPONENTS			A
MANUAL TRANSFER SWITCH (MTS)		MECHANICALLLY INTERLOCKED MANUAL TRANSFER SWITCH.			C
MSSB -A		BUILDING A MECHANICAL SERVICES SWITCHBOARD PROVIDED BY THE MECHANICAL SUB CONTRACTOR. COORDINATE THE SUBMAIN CONNECTION WITH THE MECHANICAL SUB CONTRACTOR ON SITE.			A
CHANNEL Ax		CONTROL CHANNEL WITH A NUMERICAL REFERENCE. REFER TO THE POWER AND LIGHTING CONTROL SCHEMATIC			A
CABLE TRAY		GALVANIZED CABLE TRAY SIZED AS INDICATED COMPLIANT WITH AS1170.4			A
SECURITY EQUIPMENT		SECURITY EQUIPMENT BY THE TENANTS SPECIALIST SECURITY CONTRACTOR			D
PV INVERTER (INV-A)		33KW IP 66 3 PHASE PV INVERTER C/W 5 YEAR REPLACEMENT WARRANTY CONNECTED TO THE PV PANELS. REFER TO THE NOTES FOR ADDITIONAL REQUIREMENTS. PROVIDE DETAILS OF THE PV SYSTEM AND DESIGN FOR APPROVAL. CONNECT THE INVERTER TO THE ENERGEX DENERATION SIGNALLING DEVICE / DEMAND RESPONSE SITE CONTROLLER AS PER THE QECM V4			A
PV PANELS		33KW OF PV PANELS C/W GALVANIZED MOUNTING BRACKET. PROVIDE PV PANELS WITH A 10 YEAR PRODUCT WARRANTY AND A 25 YEAR PANEL PERFORMANCE WARRANTY. REFER TO THE NOTES FOR ADDITIONAL REQUIREMENTS.			A